



PETER CARNLEY
ANGLICAN COMMUNITY SCHOOL

Year 7 Camp

Fairbridge Village

Monday 13 – Thursday 16 February 2012



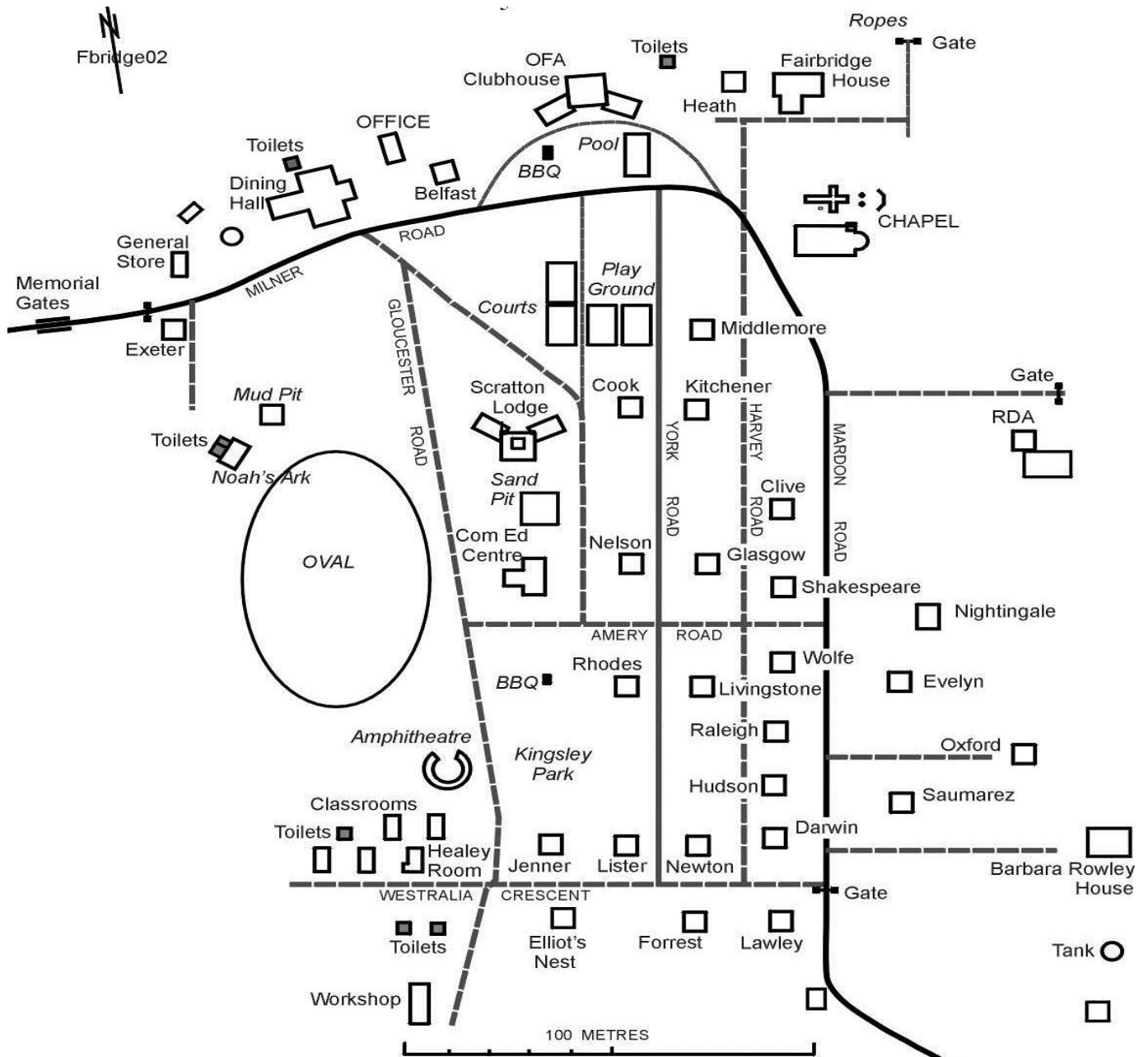
Student Booklet

Name: _____

Activities Leader: _____

Cottage: _____

Map of Fairbridge



Day 1: Monday 13 February

Time	Activity	Location/requirements
9.30am	Depart school for Fairbridge	
10.30am	Arrive at Fairbridge camp site	
10.45am	Recess	
11.00am	Camp Briefing - camp rules, procedures	Belinda Barry Wing
11.15am	Cottage allocation - Unpack and settle in	Houses / Houses
11.45am	Games on Oval	Belinda Barry Wing
12.15pm	Lunch (packed lunch from home)	Belinda Barry Wing
1.30pm	Amazing Race	Meet outside Belinda Barry Wing Wear sneakers and bring water bottle
3.30pm	Afternoon Tea	Allocated cottages
3.45pm	Swimming: Lindbeck & Laurence Afternoon Session: Murray & Moody	Afternoon Session: Bring pencil case and booklet
4.15pm	Swimming: Murray & Moody Afternoon Session: Lindbeck & Laurence	Afternoon Session: Bring pencil case and booklet
4.45pm	Free time Showers, preparation for dinner	Cottages / basketball court
6.00pm	Dinner	Dining Room
7.15pm	Quiz Night	Dining Room
9.00pm	Supper / Get ready for bed (pyjamas, teeth...)	Cottages
9.30pm	Lights out / No noise past this point	Cottages

Day 2: Tuesday 14 February

7.00am	Wake; make bed and tidy dorm; get ready for the day	Cottages
8.00am	Breakfast and clean up	Dining hall
9.00am	Activities (Rotation #1)	Meet at Belinda Barry Wing
10.30am	Morning Tea	Belinda Barry Wing
11.00am	Activities (Rotation #2)	Meet at Belinda Barry Wing
12.30pm	Lunch	Dining hall
2.00pm	Activities (Rotation #3)	Meet at Belinda Barry Wing
3.30pm	Afternoon Tea	Allocated cottages
3.45pm	Swimming: Lindbeck & Moody Afternoon Session: Murray & Laurence	Afternoon Session: Bring pencil case and booklet
4.15pm	Swimming: Murray & Laurence Afternoon Session: Lindbeck & Moody	Afternoon Session: Bring pencil case and booklet
4.45pm	Free time Showers, preparation for dinner	Cottages / basketball court
6.00pm	Dinner	Dining Room
7.15pm	Movie Night	Belinda Barry Wing Bring pillows
9.15pm	Supper / Get ready for bed (pyjamas, teeth...)	Cottages
9.45pm	Lights out / No noise past this point	Cottages

Day 3: Wednesday 15 February

7.00am	Wake; make bed and tidy dorm; get ready for the day	Houses
8.00am	Breakfast and clean up	Dining hall
9.00am	Activities (Rotation #4)	Meet at Belinda Barry Wing
10.30am	Morning Tea	Belinda Barry Wing
11.00am	Activities (Rotation #5)	Meet at Belinda Barry Wing
12.30pm	Lunch	Dining hall
2.00pm	Activities (Rotation #6)	Meet at Belinda Barry Wing
3.30pm	Afternoon Tea	Allocated cottages
3.45pm	Swimming: Lindbeck & Murray Afternoon Session: Moody & Laurence	Afternoon Session: Bring pencil case and booklet
4.15pm	Swimming: Moody & Laurence Afternoon Session: Lindbeck & Murray	Afternoon Session: Bring pencil case and booklet
4.45pm	Free time Showers, preparation for dinner	Cottages / basketball court
6.00pm	Dinner	Dining Room
7.15pm	Talent Quest Night	Dining Room
9.00pm	Supper / Get ready for bed (pyjamas, teeth...)	Cottages
9.30pm	Lights out / No noise past this point	Cottages

Day 4: Thursday 16 February

6.30am	Wake; make bed and tidy dorm; get ready for the day	Cottages
8.00am	Breakfast and clean up	Dining hall Luggage to be left on cottage verandahs before activity session
9.00am	Activities (Rotation #7)	Meet outside Belinda Barry Wing
10.30am	Morning Tea	Belinda Barry Wing
11.00am	Activities (Rotation #8)	Meet outside Belinda Barry Wing
12.30pm	Lunch	Dining hall
1.30pm	Camp Debrief	Meet outside Belinda Barry Wing
2.00pm	Leave Fairbridge Arrive back at school by approximately 2.45pm	

Activity Rotations

	Group 1 Miss Tawdros	Group 2 Mrs Ward	Group 3 Mr Halim	Group 4 Mr Weddikara	Group 5 Mrs Weddikara	Group 6 Mrs King / Mrs Monego	Group 7 Mr Newell
Activity Rotation # 1 TUESDAY 9AM	Rock Climbing	Orienteering	Archery	High Ropes	Flying Fox	Giant Swing	Bike Hike
Activity Rotation # 2 TUESDAY 11AM	Orienteering	Archery	High Ropes	Flying Fox	Giant Swing	Bike Hike	Bush Art
Activity Rotation # 3 TUESDAY 2PM	Archery	High Ropes	Flying Fox	Giant Swing	Bike Hike	Bush Art	Rock Climbing
Activity Rotation # 4 WEDNESDAY 9AM	High Ropes	Flying Fox	Giant Swing	Bike Hike	Bush Art	Rock Climbing	Orienteering
Activity Rotation # 5 WEDNESDAY 11AM	Flying Fox	Giant Swing	Bike Hike	Bush Art	Rock Climbing	Orienteering	Archery
Activity Rotation # 6 WEDNESDAY 2PM	Giant Swing	Bike Hike	Bush Art	Rock Climbing	Orienteering	Archery	High Ropes
Activity Rotation # 7 THURSDAY 9AM	Bike Hike	Bush Art	Rock Climbing	Orienteering	Archery	High Ropes	Flying Fox
Activity Rotation # 8 THURSDAY 11AM	Bush Art	Rock Climbing	Orienteering	Archery	High Ropes	Flying Fox	Giant Swing

Activity Sessions

For all activity sessions:

- Long hair needs to be tied back
- No jewellery or loose clothing is to be worn
- Closed in shoes for all activities (sneakers not Dunlop volleys)
- Meet outside the Belinda Barry Wing and wait for instructions

AMAZING RACE

A great team building activity in which participants compete in teams against each other in a race to complete challenging tasks set out before them.

ARCHERY

An exciting activity where budding Archers are given the opportunity to learn some new skill or improve on existing ones.

BIKE HIKE

A casual bike ride through the Fairbridge grounds and out to the old cemetery.

BUSH ART & CRAFT

Using art materials and items found in the environment, students will create various pieces of art.

FLYING FOX

The flying fox starts from a platform 3m from the ground and travels down a slight hill for 80m.

GIANT SWING

Set on a 3m raised platform, our Giant Swing provides participants with an exhilarating rush as they fly through the air while safely secured by a harness.

HIGH ROPES

The high ropes course is made up of elements that start at 3.5m high and progressively get more difficult and higher (5m) around the course. Great for developing trust and confidence.

ORIENTEERING

Orienteering gives the students an opportunity to learn to map read without using a compass. The participants are given clues or questions that they need to answer to find the solution to their problem.

ROCK CLIMBING

A 8m climb provides participants with a challenging climb using a safety rope 'belay' device.


ROSTER - SETUP & CLEAN UP

Monday	Laurence
Tuesday	Lindbeck
Wednesday	Murray
Thursday	Moody

CAMP RULES

1. Respect your peers, teachers, Fairbridge leaders and environment.
2. Stay within the perimeter of Fairbridge Village at all times. Stay within the designated areas.
3. Wear enclosed footwear at all times.
4. Do not leave your house without your water bottle, enclosed shoes and hat.
5. Do not go into other students' houses unless there is a scheduled activity there.
6. It is your responsibility to know where and when activities are scheduled.
7. Swimming pool is out of bounds except for the scheduled swimming time.
8. The Deli and Cafe are out of bounds at all times.
9. Always inform your group/house leader where you are.
10. Most importantly, be friendly to everyone and have a good, safe time.

Daily Reflection: Monday




List the activities that you completed today:

What new things have you learnt /experienced/ discovered today?

What did you find challenging today and how did you respond to these challenges?

Daily Reflection: Tuesday




List the activities that you completed today:

What new things have you learnt /experienced/ discovered today?

What did you find challenging today and how did you respond to these challenges?

Daily Reflection: Wednesday




List the activities that you completed today:

What new things have you learnt /experienced/ discovered today?

What did you find challenging today and how did you respond to these challenges?

Daily Reflection: Thursday




List the activities that you completed today:

What new things have you learnt /experienced/ discovered today?

What did you find challenging today and how did you respond to these challenges?

Final Camp Reflection



What has been your favourite experience on the camp?

What is one thing that you are proud of that you accomplished on camp?

What was the most challenging thing about camp?




BUSH ART & CRAFT

WOVEN WOOL STAR

These wonderful stars can be made in many different sizes; all you have to do is alter the size of your sticks.

Start off by lashing the two sticks together. Do this by forming a cross with the sticks. Using the wool, tie these sticks together by lashing a knot over the two sticks.



Weaving can be done in multiple ways from loops around the sticks for an inverted look to a simple under and over method which is what we used.

Simply take your wool and, keeping it firm, go under and around each stick before continuing on. Change colours by tying in a new strand.

BUSH CRAFT HANGING MOBILE



Use sticks, fishing line, wool and items from the bush to create a hanging mobile.

PICTURE USING PLANT AND SOIL MATERIAL

Use a pencil to sketch your picture onto an A3 sheet of paper. Find natural materials and glue these onto the sheet to create your finished picture.

CARTOON STRIP STORY USING STICKS

Take an A3 sheet of paper and neatly fold it in half from north to south. Next, fold again in half from west to east then do this again. Unfold and carefully flatten. You now have 8 areas into which you can glue "stick shapes" to create your cartoon strip story. Add written comments if you wish to do so.

BE CREATIVE!

Use any material available to you to create a another work of art or object. For example, create a model of a car, house or animal.
